
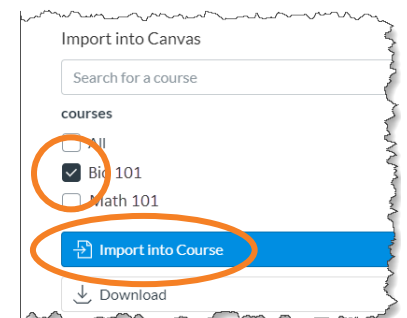
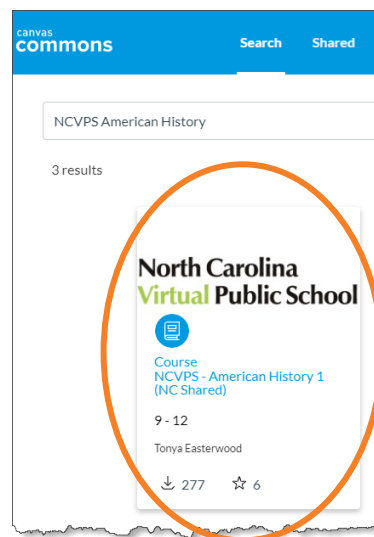


NCVPS courses provide online learning materials that are aligned to the NC standards. NCVPS courses can be found in Canvas Commons and customized according to teacher and student needs.

NOTE: You need an existing Canvas course to import content from the Commons. Classes assigned to you in PowerSchool are already in Canvas. To create a new course, visit the [Canvas Portal](#).

Find and Import NCVPS Course

1. Log into **WakeID Portal** and click **Canvas**.
2. From global navigation bar, click **Commons**.
3. Search for **the name** of the course you are teaching:
 - NCVPS - American History 1
 - NCVPS - American History 2
 - NCVPS - American History: The Founding Principles, Civics, and Economics
 - NCVPS - World History
4. Click **course**.
5. On right, click  **Import/Download**.
6. Select **course(s)** for the import.
7. Click **Import into Course**.



Using the NCVPS Course

1. Navigate to course where NCVPS course was imported.
2. Content will be imported into course and can be manipulated to fit the needs of the students and teacher.

If you have questions or need further support, contact your school's [Canvas Coordinator](#) or area [Digital Learning Coordinator](#).