
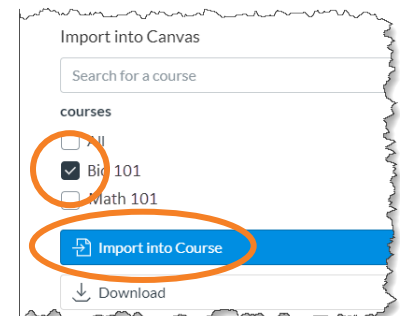
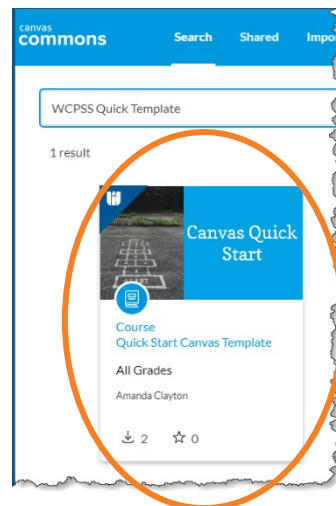


Canvas course templates provide a starting structure to meet different learning needs. WCPSS course templates can be found in Canvas Commons.

NOTE: You need an existing Canvas course to import content from the Commons. Classes assigned to you in PowerSchool are already in Canvas. To create a new course, visit the [Canvas Portal](#).

Find and Import WCPSS Template

1. Log into **WakeID Portal** and click **Canvas**.
2. From global navigation bar, click **Commons**.
3. Search for **WCPSS Quick Template**.
4. Click **Canvas Quick Start Template**.
5. On right, click  **Import/Download**.
6. Select **course(s)** for the import.
7. Click **Import into Course**.



Using the Template

1. Navigate to course where template was imported.
2. Content will be imported into course and can be manipulated to fit the needs of the students and teacher.

If you have questions or need further support, contact your school's [Canvas Coordinator](#) or area [Digital Learning Coordinator](#).